

Lesson 3: Sections 1.4 & 1.6

By the end of this lesson, you will be able to:

- Solve inequalities for one variable

Lesson 3: Section 1.4 & 1.6

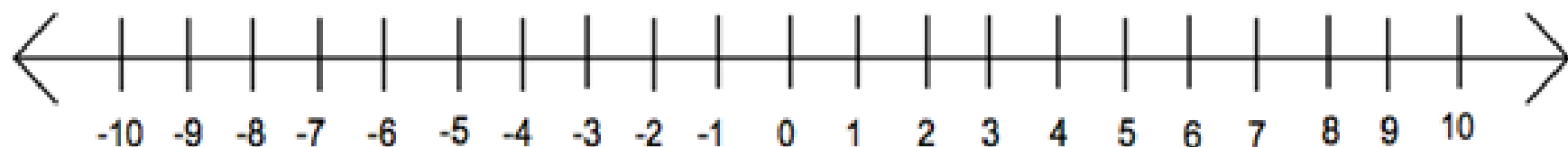
An **Inequality** has a greater than ($>$), greater than or equal to (\geq), less than ($<$), or less than or equal (\leq) to sign instead of an equal ($=$) sign.

For ex:

$$\text{Equation is } 3x - 4 = 14$$

$$\text{Inequality is } 3x - 4 > 14$$

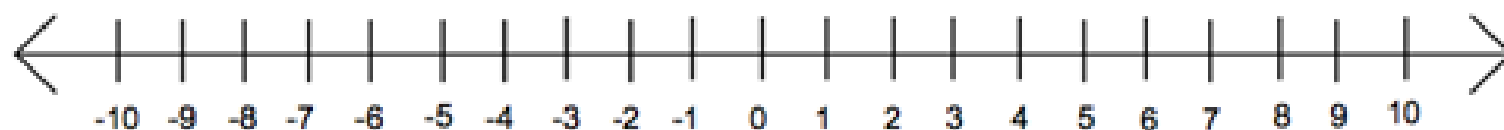
We will be solving for x to find where we can make this sentence true and then graphing on a number line.



Lesson 3: Section 1.4 & 1.6

Let's start with graphing on a number line.

1. $x > 3$



2. $x < 6$



3. $x \geq -5$



Lesson 3: Section 1.4 & 1.6

Adding and Subtracting Inequalities

In general, if we have a , b , and c , then we have

1. if $a > b$, then $a+c > b+c$ and $a-c > b-c$
2. if $a < b$, then $a+c < b+c$ and $a-c < b-c$

Multiplying and Dividing Inequalities

In general, if we have a , b , and c , then we have

1. if $a > b$, then $a \cdot c > b \cdot c$ and $a/c > b/c$
2. if $a < b$, then $a \cdot c < b \cdot c$ and $a/c < b/c$

Lesson 3: Section 1.4 & 1.6

Let's solve some examples and then graph them. (Watch out for those negatives! *What should you do if to the $</>$ if you divide or multiply by a negative?*)

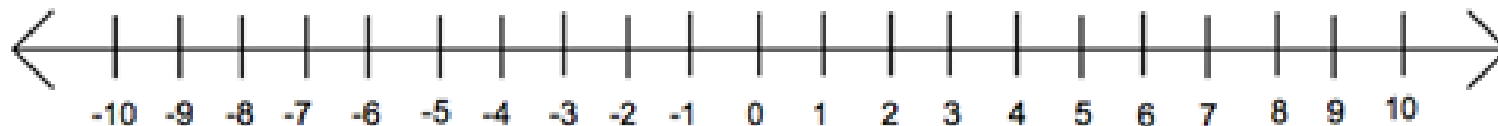
1. $6x + 3 > 5x - 2$



Lesson 3: Section 1.4 & 1.6

Let's solve some examples and then graph them. (Watch out for those negatives! *What should you do if to the $</>$ if you divide or multiply by a negative?*)

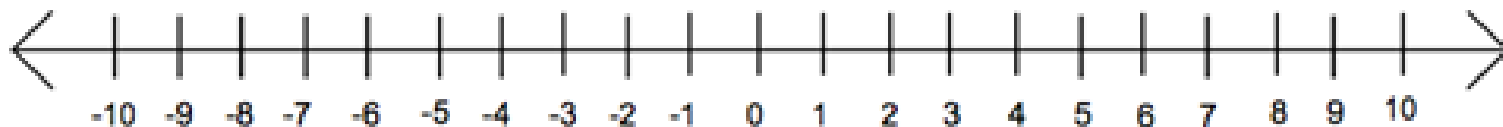
2. $-3x - 4 < 14$



Lesson 3: Section 1.4 & 1.6

Let's solve some examples and then graph them. (Watch out for those negatives! *What should you do if to the $</>$ if you divide or multiply by a negative?*)

3. $-3(4x + 7) < 21$



Journal #3:

Pg. 47

Due at the beginning of next class

Assignment #3:

Pg. 16

Due at the end of next class